

**Quick statistics**

Survey 794236 'Medical Student Feedback'

---

**Results****Survey 794236**

---

Number of records in this query:	166
Total records in survey:	166
Percentage of total:	100.00%

---

**Field summary for B****Gender**

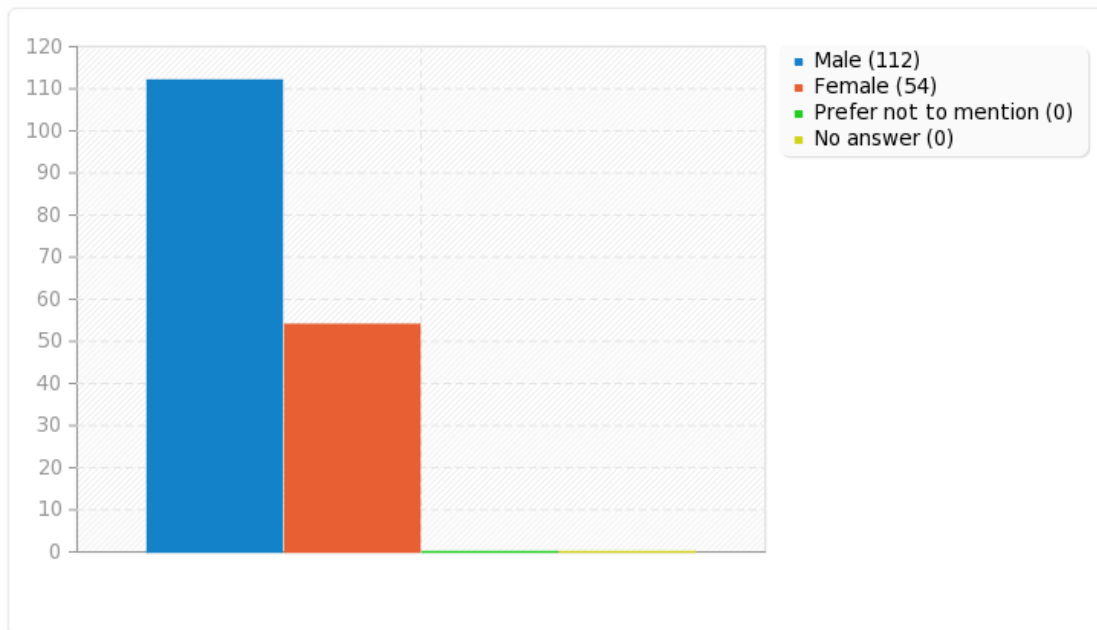
---

<b>Answer</b>	<b>Count</b>	<b>Percentage</b>
Male (A1)	112	67.47%
Female (A2)	54	32.53%
Prefer not to mention (A3)	0	0.00%
No answer	0	0.00%

Field summary for B

Gender

---



---

**Field summary for C**

Please choose the curriculum name you are currently pursuing in this Institute / completed

---

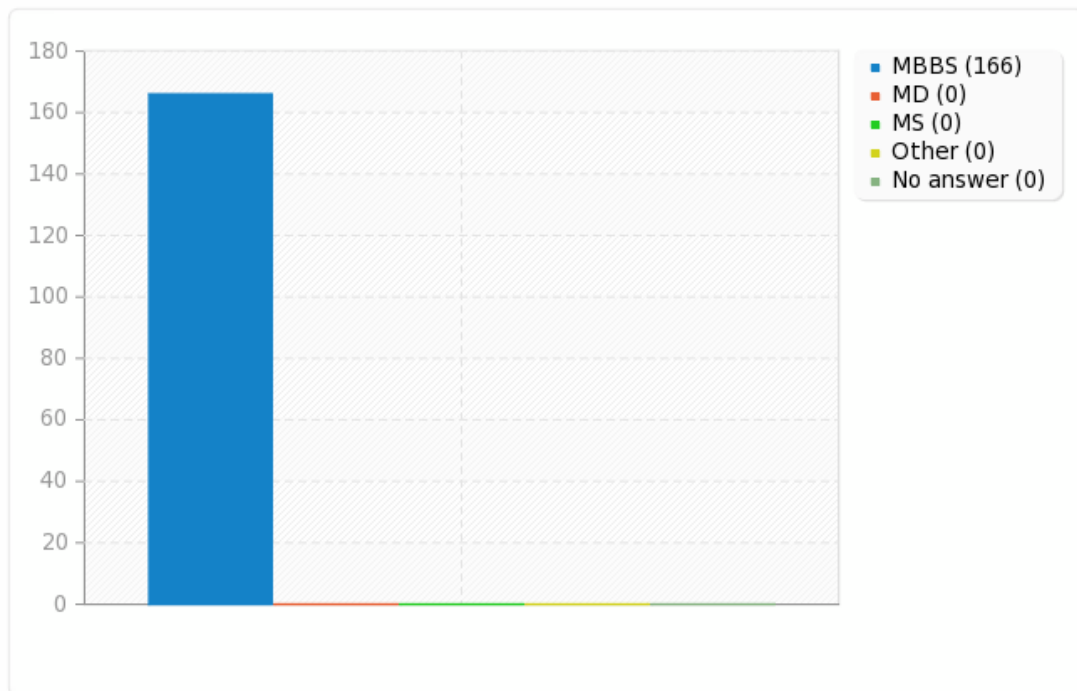
<b>Answer</b>	<b>Count</b>	<b>Percentage</b>
MBBS (A1)	166	100.00%
MD (A2)	0	0.00%
MS (A3)	0	0.00%
Other	0	0.00%
No answer	0	0.00%

<b>ID</b>	<b>Response</b>
-----------	-----------------

### Field summary for C

Please choose the curriculum name you are currently pursuing in this Institute / completed

---



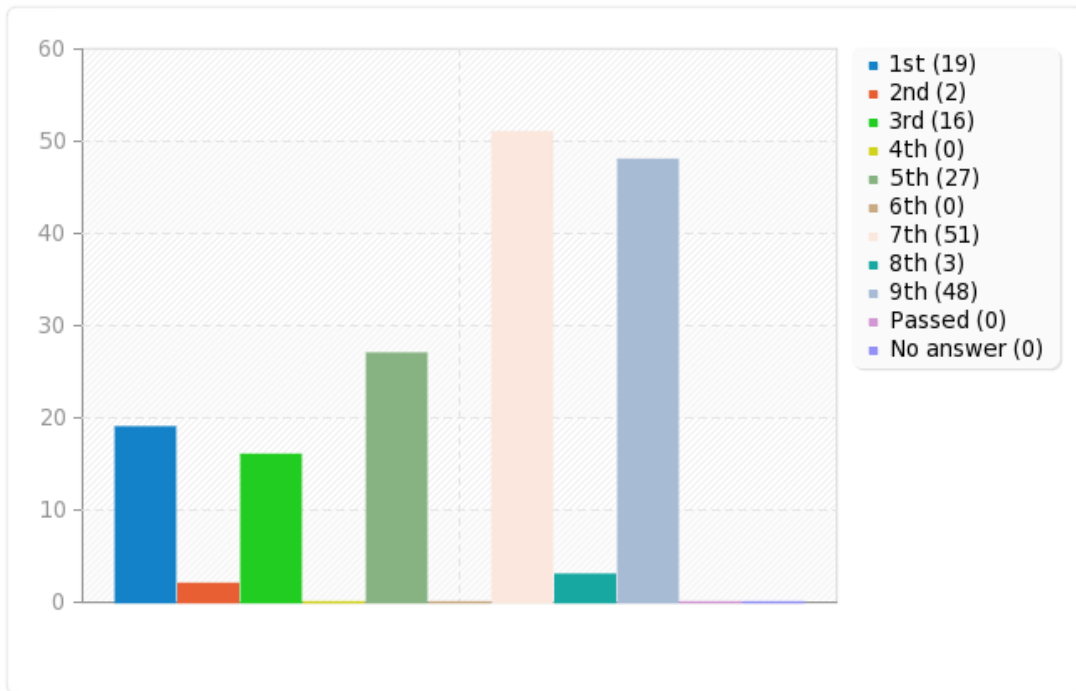
## Field summary for D

## Semester

<b>Answer</b>	<b>Count</b>	<b>Percentage</b>
1st (A1)	19	11.45%
2nd (A2)	2	1.20%
3rd (A3)	16	9.64%
4th (A4)	0	0.00%
5th (A5)	27	16.27%
6th (A6)	0	0.00%
7th (A7)	51	30.72%
8th (A8)	3	1.81%
9th (A9)	48	28.92%
Passed (A10)	0	0.00%
No answer	0	0.00%

Field summary for D

Semester



---

**Field summary for E1**

Your experience regarding the safety and security in the Institute campus

---

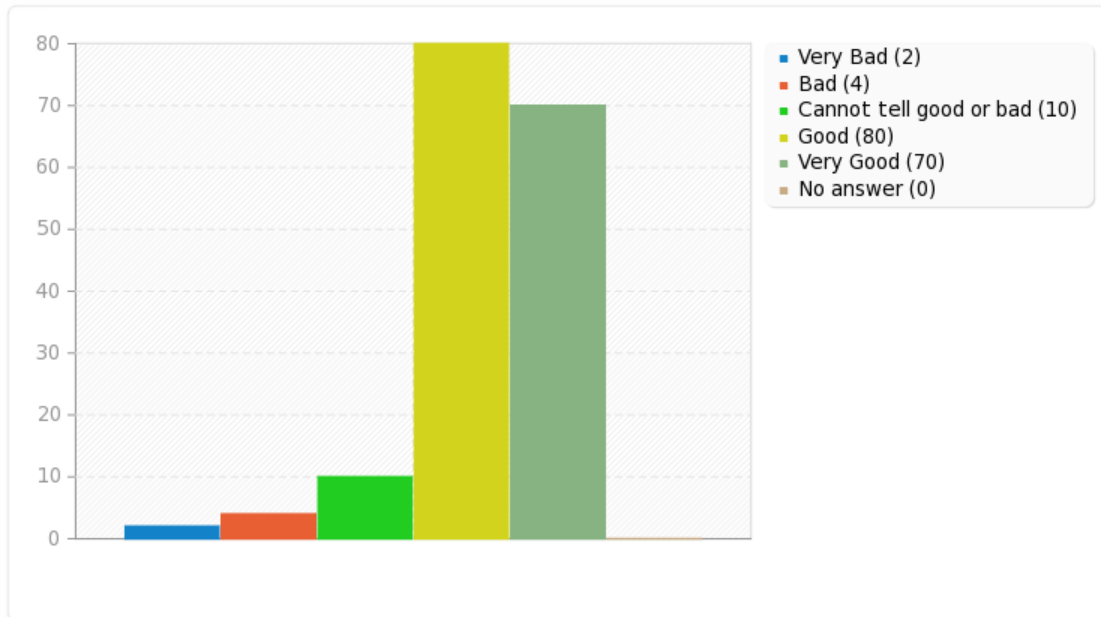
<b>Answer</b>	<b>Count</b>	<b>Percentage</b>
Very Bad (A1)	2	1.20%
Bad (A2)	4	2.41%
Cannot tell good or bad (A3)	10	6.02%
Good (A4)	80	48.19%
Very Good (A5)	70	42.17%
No answer	0	0.00%



## Field summary for E1

Your experience regarding the safety and security in the Institute campus

---



---

**Field summary for E2**

Your experience regarding the service quality of student's canteen

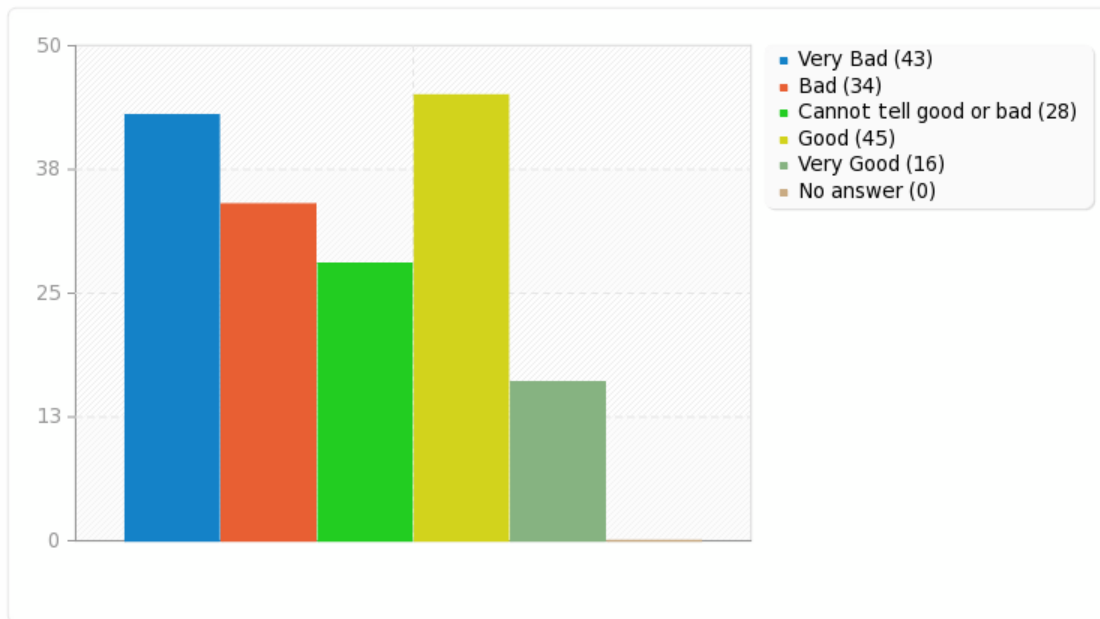
---

<b>Answer</b>	<b>Count</b>	<b>Percentage</b>
Very Bad (A1)	43	25.90%
Bad (A2)	34	20.48%
Cannot tell good or bad (A3)	28	16.87%
Good (A4)	45	27.11%
Very Good (A5)	16	9.64%
No answer	0	0.00%

## Field summary for E2

Your experience regarding the service quality of student's canteen

---



---

**Field summary for E3**

Your experience regarding the regularity of theory (lecture) classes

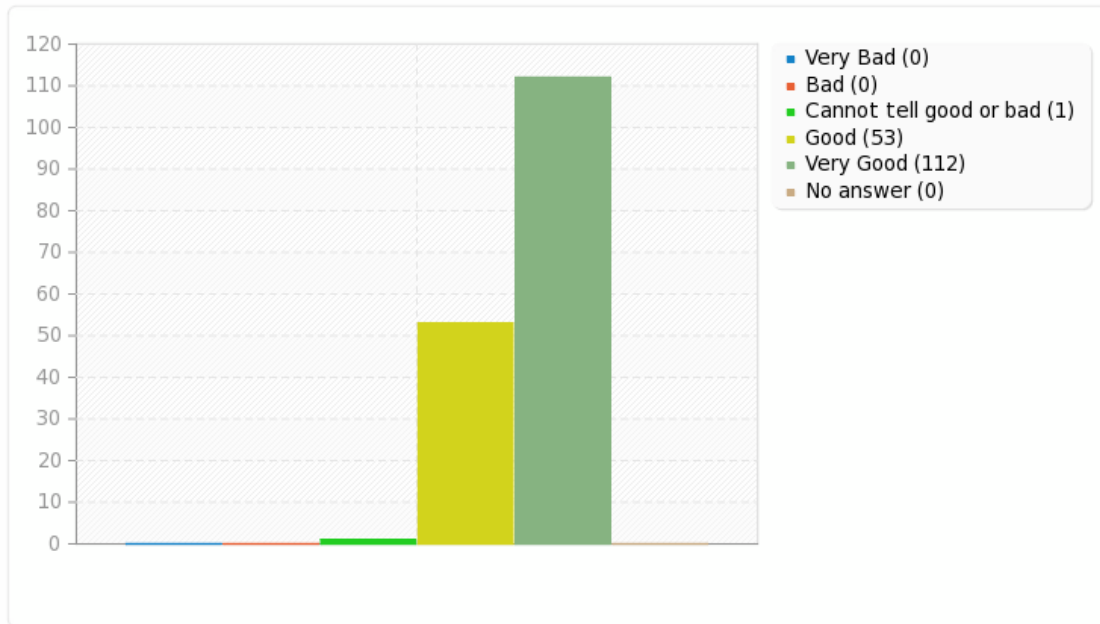
---

<b>Answer</b>	<b>Count</b>	<b>Percentage</b>
Very Bad (A1)	0	0.00%
Bad (A2)	0	0.00%
Cannot tell good or bad (A3)	1	0.60%
Good (A4)	53	31.93%
Very Good (A5)	112	67.47%
No answer	0	0.00%

### Field summary for E3

Your experience regarding the regularity of theory (lecture) classes

---



---

**Field summary for E4****Your experience regarding the usefulness of theory (lecture) classes**

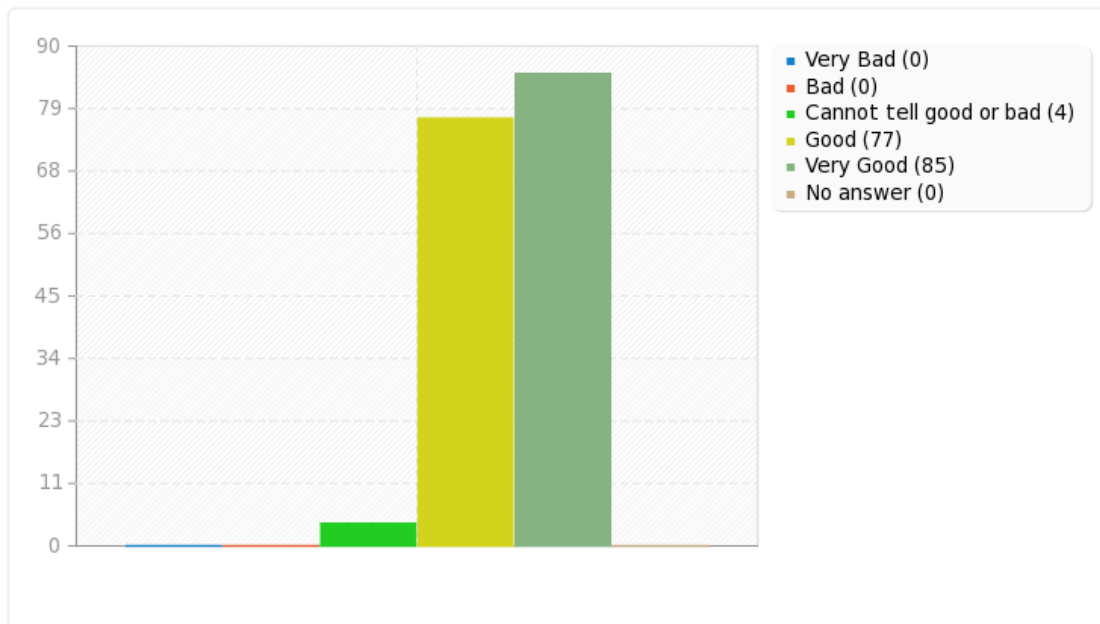
---

<b>Answer</b>	<b>Count</b>	<b>Percentage</b>
Very Bad (A1)	0	0.00%
Bad (A2)	0	0.00%
Cannot tell good or bad (A3)	4	2.41%
Good (A4)	77	46.39%
Very Good (A5)	85	51.20%
No answer	0	0.00%

### Field summary for E4

Your experience regarding the usefulness of theory (lecture) classes

---



---

**Field summary for E5****Your experience regarding the regularity of practical classes**

---

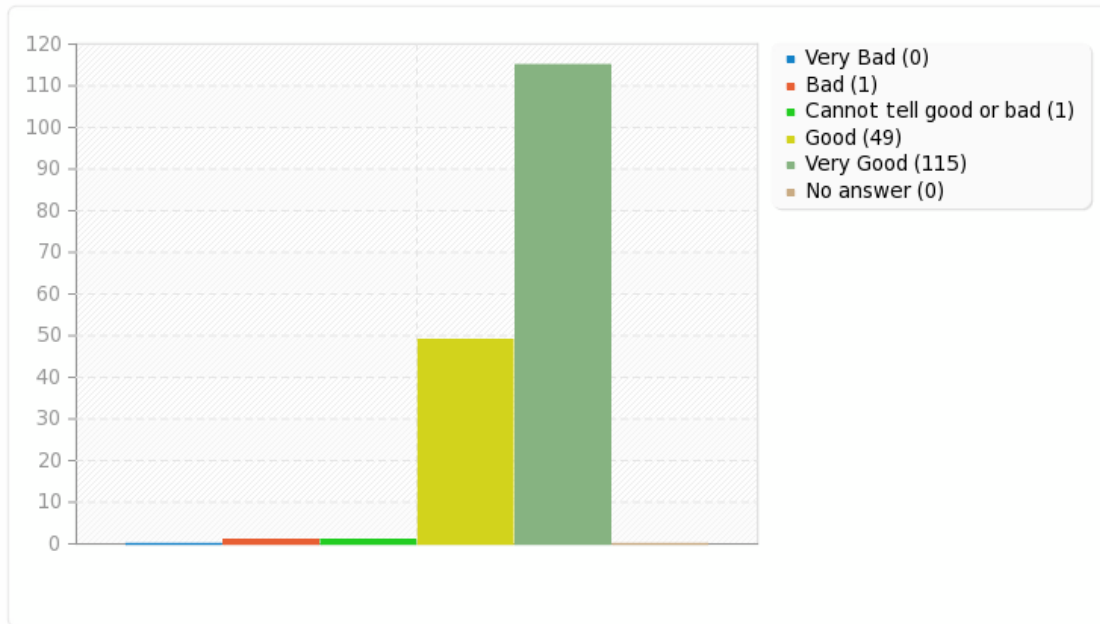
<b>Answer</b>	<b>Count</b>	<b>Percentage</b>
Very Bad (A1)	0	0.00%
Bad (A2)	1	0.60%
Cannot tell good or bad (A3)	1	0.60%
Good (A4)	49	29.52%
Very Good (A5)	115	69.28%
No answer	0	0.00%



### Field summary for E5

Your experience regarding the regularity of practical classes

---



---

**Field summary for E6**

Your experience regarding the usefulness of practical classes

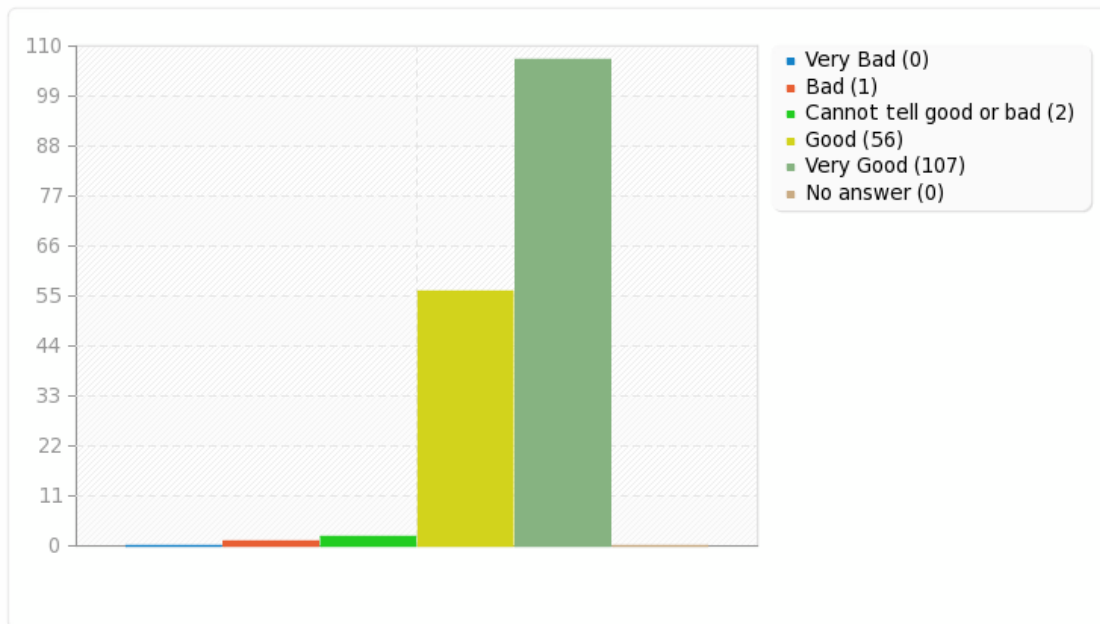
---

<b>Answer</b>	<b>Count</b>	<b>Percentage</b>
Very Bad (A1)	0	0.00%
Bad (A2)	1	0.60%
Cannot tell good or bad (A3)	2	1.20%
Good (A4)	56	33.73%
Very Good (A5)	107	64.46%
No answer	0	0.00%

### Field summary for E6

Your experience regarding the usefulness of practical classes

---



---

**Field summary for E7**

Your overall learning experience with the medical teachers in this Institute

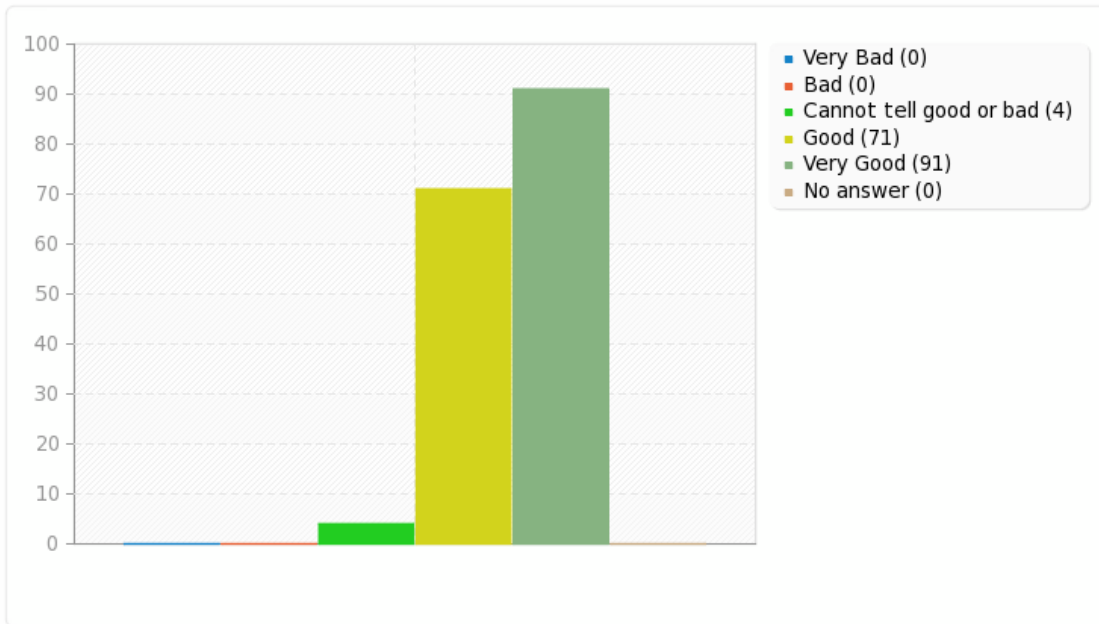
---

<b>Answer</b>	<b>Count</b>	<b>Percentage</b>
Very Bad (A1)	0	0.00%
Bad (A2)	0	0.00%
Cannot tell good or bad (A3)	4	2.41%
Good (A4)	71	42.77%
Very Good (A5)	91	54.82%
No answer	0	0.00%

### Field summary for E7

Your overall learning experience with the medical teachers in this Institute

---



---

**Field summary for E8**

Your overall experience with other medical students in this Institute

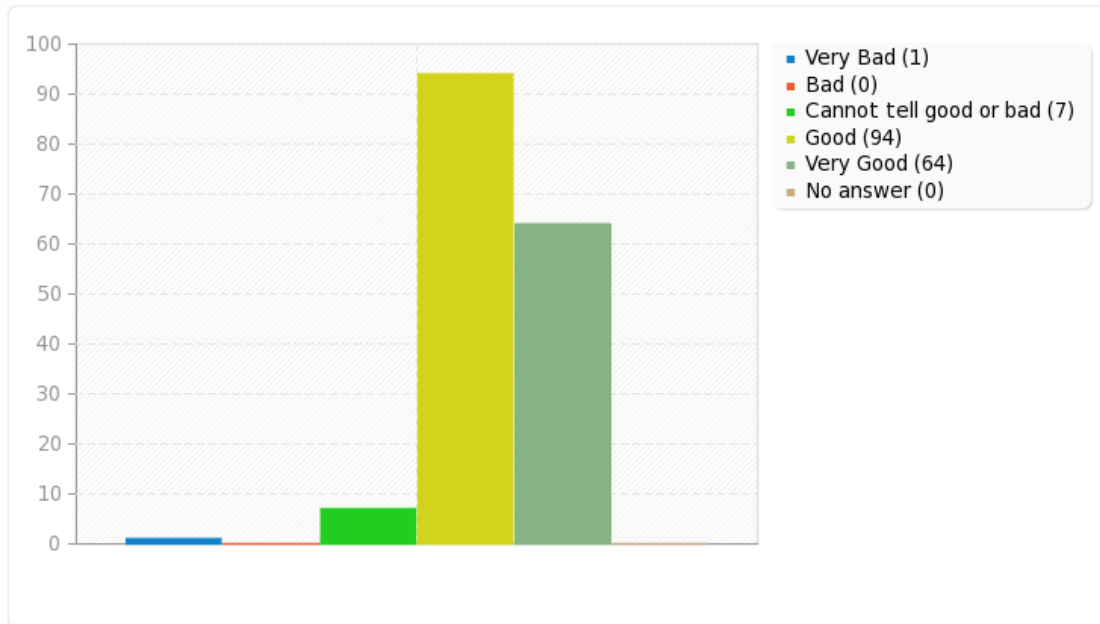
---

<b>Answer</b>	<b>Count</b>	<b>Percentage</b>
Very Bad (A1)	1	0.60%
Bad (A2)	0	0.00%
Cannot tell good or bad (A3)	7	4.22%
Good (A4)	94	56.63%
Very Good (A5)	64	38.55%
No answer	0	0.00%

### Field summary for E8

Your overall experience with other medical students in this Institute

---



---

**Field summary for E9**

Your experience regarding the availability of recreational facilities and sports in this Institute

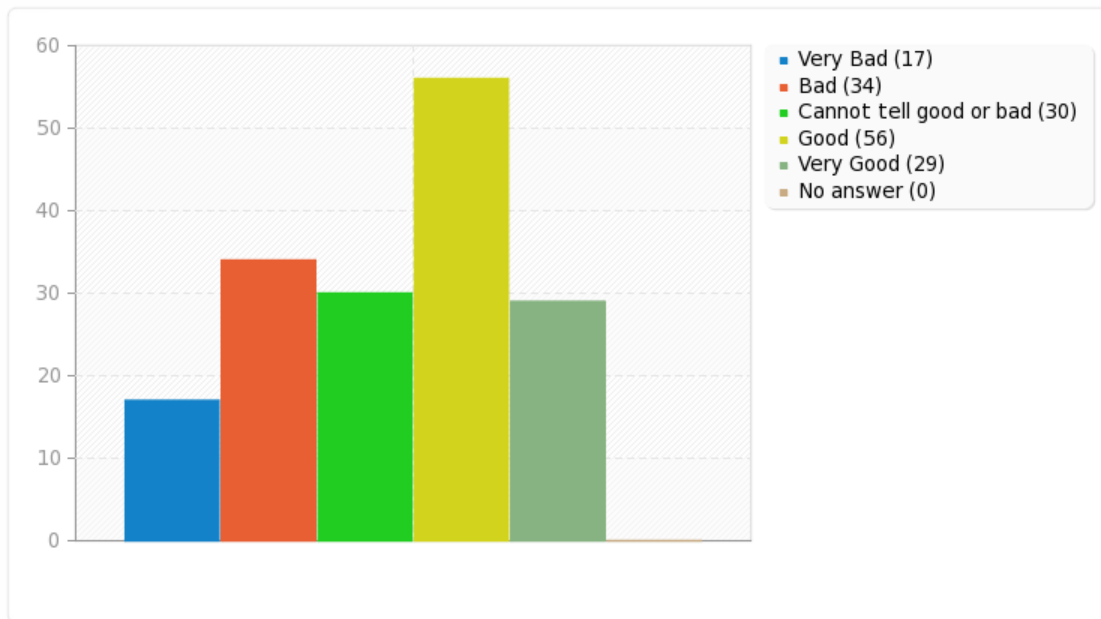
---

<b>Answer</b>	<b>Count</b>	<b>Percentage</b>
Very Bad (A1)	17	10.24%
Bad (A2)	34	20.48%
Cannot tell good or bad (A3)	30	18.07%
Good (A4)	56	33.73%
Very Good (A5)	29	17.47%
No answer	0	0.00%



Field summary for E9

Your experience regarding the availability of recreational facilities and sports in this Institute



---

**Field summary for E10**

Your experience regarding the availability of books and study materials in this Institute

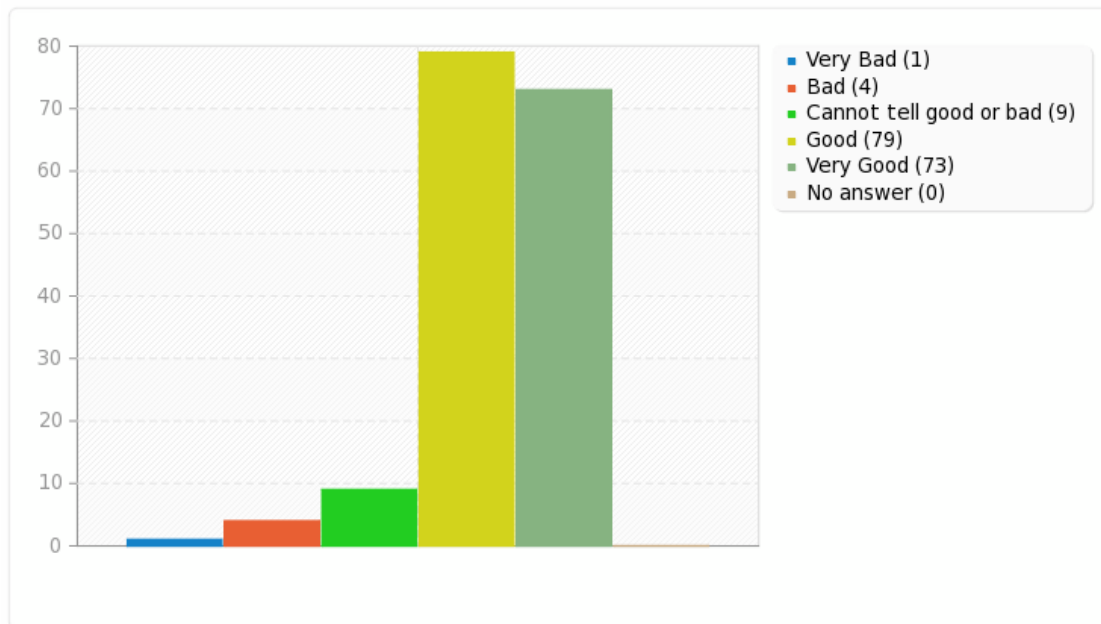
---

<b>Answer</b>	<b>Count</b>	<b>Percentage</b>
Very Bad (A1)	1	0.60%
Bad (A2)	4	2.41%
Cannot tell good or bad (A3)	9	5.42%
Good (A4)	79	47.59%
Very Good (A5)	73	43.98%
No answer	0	0.00%

### Field summary for E10

Your experience regarding the availability of books and study materials in this Institute

---



---

**Field summary for E11**

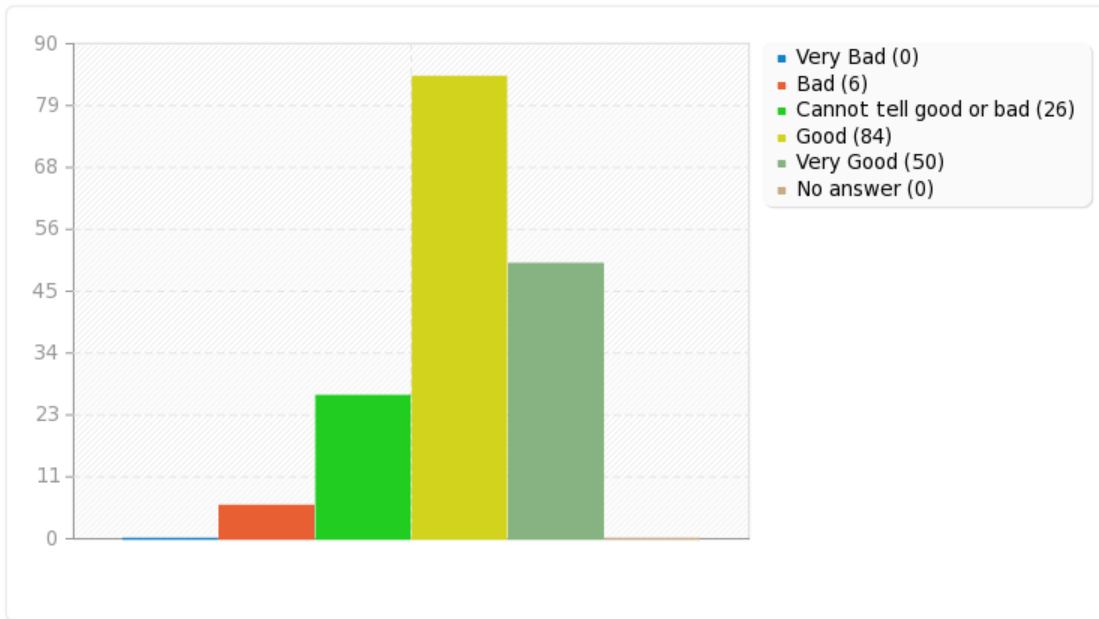
Your experience regarding the scope of hands-on learning in this Institute

---

<b>Answer</b>	<b>Count</b>	<b>Percentage</b>
Very Bad (A1)	0	0.00%
Bad (A2)	6	3.61%
Cannot tell good or bad (A3)	26	15.66%
Good (A4)	84	50.60%
Very Good (A5)	50	30.12%
No answer	0	0.00%

Field summary for E11

Your experience regarding the scope of hands-on learning in this Institute



---

**Field summary for E12**

Your overall rating of the quality of learning-experience in this Institute

---

<b>Answer</b>	<b>Count</b>	<b>Percentage</b>
Very Bad (A1)	0	0.00%
Bad (A2)	0	0.00%
Cannot tell good or bad (A3)	6	3.61%
Good (A4)	92	55.42%
Very Good (A5)	68	40.96%
No answer	0	0.00%

Field summary for E12

Your overall rating of the quality of learning-experience in this Institute

